

# Chedworth Parish Plan Consultation Response

## The Environment

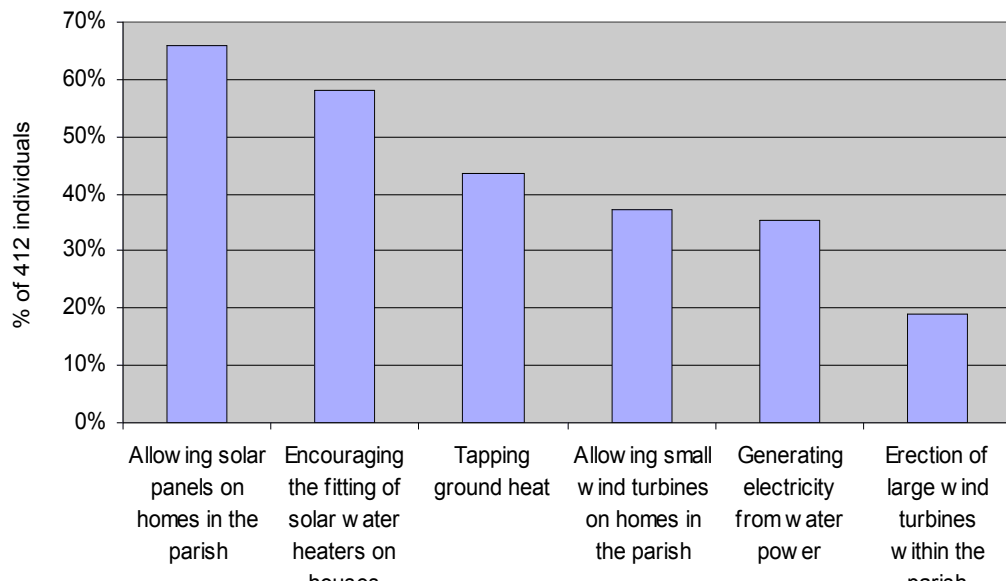
### Sources:

- Questionnaire (Relevant questions: 36 – 45, 57, 61)
- Comments additional to questionnaire
- Comments from initial meeting
- Youth Event
- Seniors' consultation
- St Andrews School consultation
- Village clubs/societies consultation

### Priority responses:

**Q36. There are a numbers of ways that the parish can contribute to its energy needs. Please tick which ones you would support. Tick more than one box if appropriate.**

78% of respondents would support at least one energy generation idea. The most commonly ticked were allowing solar panels on homes in the parish (66%) and encouraging the fitting of solar water heaters to houses (58%).

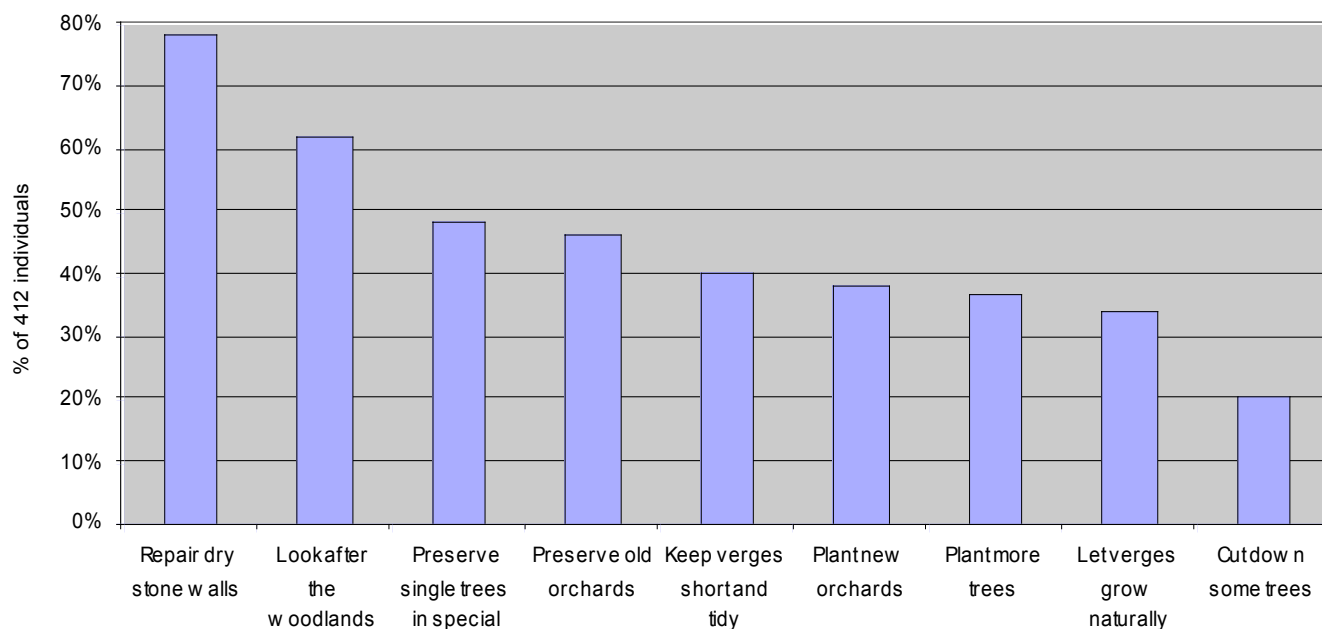


	No. of individuals	% of 412 individuals
Allowing solar panels on homes in the parish	271	66%
Encouraging the fitting of solar water heaters to houses	239	58%
Tapping ground heat	179	43%
Allowing small wind turbines on homes in the parish	153	37%
Generating electricity from water power	145	35%
Erection of large wind turbines within the parish	78	19%
I would not support any of these ideas	34	8%
No reply	55	13%

**Q37. What do you think could be done to improve the environment of the parish? Tick more than one box if appropriate.**

The most common improvements required are repairing dry stone walls (78%) and looking after the woodlands (62%).

40% of respondents would like verges kept short and tidy, compared with 34% who would like verges left to grow naturally.



	No. of individuals	% of 412 individuals
Repair dry stone walls	323	78%
Look after the woodlands	257	62%
Preserve single trees in special places	201	49%
Preserve old orchards	192	47%
Keep verges short and tidy	166	40%
Plant new orchards	157	38%
Plant more trees	151	37%
Let verges grow naturally	142	34%
Cut down some trees	85	21%
No reply	39	9%

**Q38. Would you be prepared to help with any of the following? Tick more than one box if appropriate.**

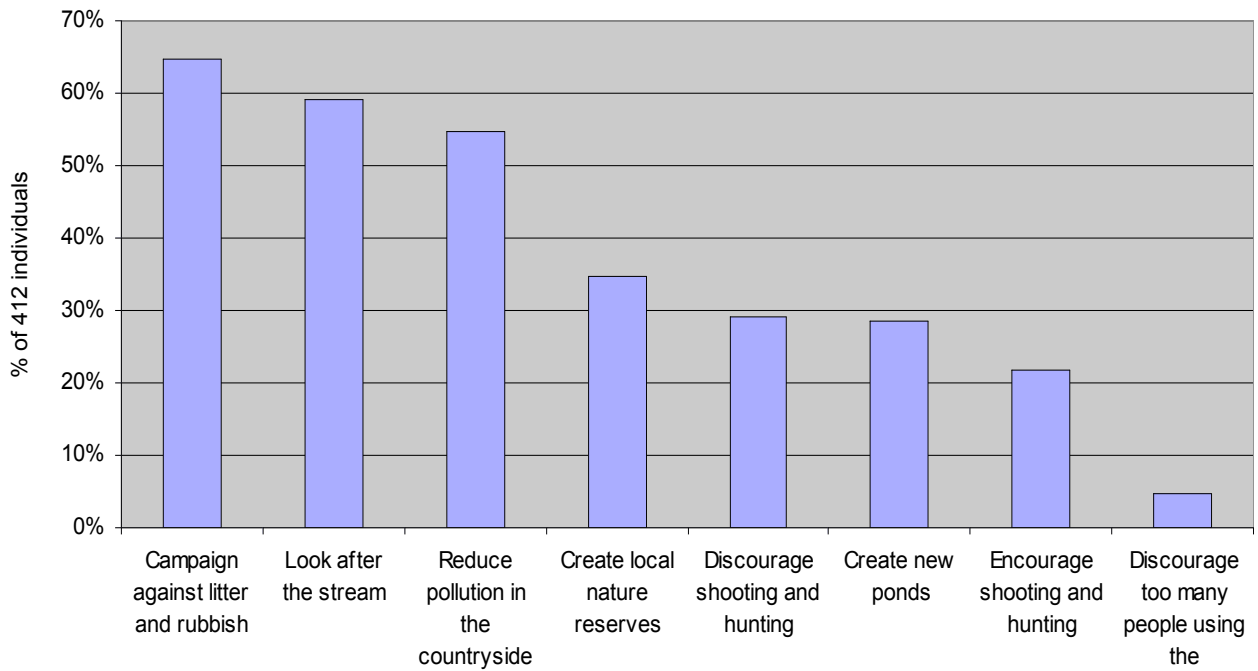
52% of respondents would be prepared to help with at least one of the items listed in the question, the most common being protecting wildlife habitats (32%).

	No. of individuals	% of 412 individuals
Protecting wildlife habitats	131	32%
Surveying wildlife	114	28%
Cleaning the stream	105	25%
Maintaining footpaths	93	23%
Surveying trees	62	15%
No reply	197	48%

**Q39. What do you think should be done to protect wildlife in the parish? Tick more than one box if appropriate.**

The most common answers were to campaign against litter and rubbish (65%), look after the stream (59%) and reduce pollution in the countryside (55%).

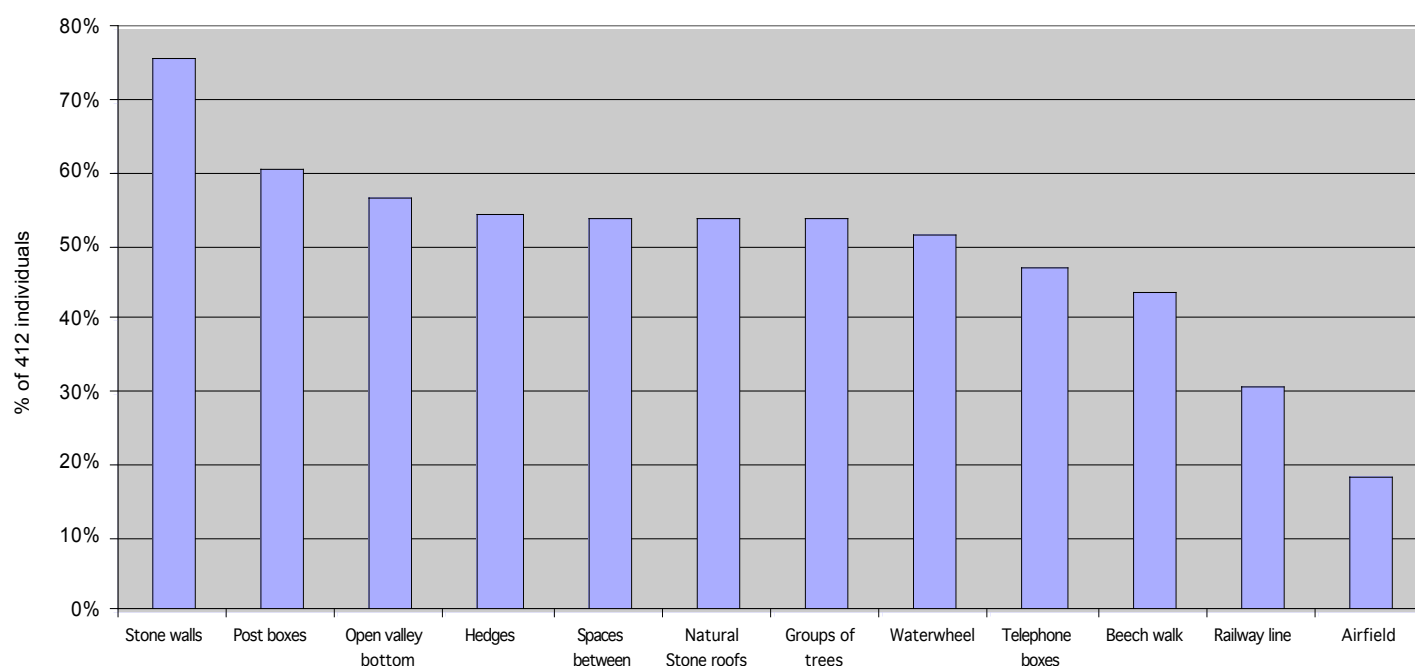
29% of respondents would like shooting and hunting discouraged, while 22% would like them to be encouraged.



	No. of individuals	% of 412 individuals
Campaign against litter and rubbish	266	65%
Look after the stream	244	59%
Reduce pollution in the countryside	225	55%
Create local nature reserves	143	35%
Discourage shooting and hunting	120	29%
Create new ponds	117	28%
Encourage shooting and hunting	90	22%
Discourage too many people using the countryside	19	5%
No reply	48	12%

**Q40. Do you think that any of the following landscape features in the parish need to be protected? Tick more than one box if appropriate.**

The most common features which respondents would like protected are stone walls (76%) and post boxes (61%).

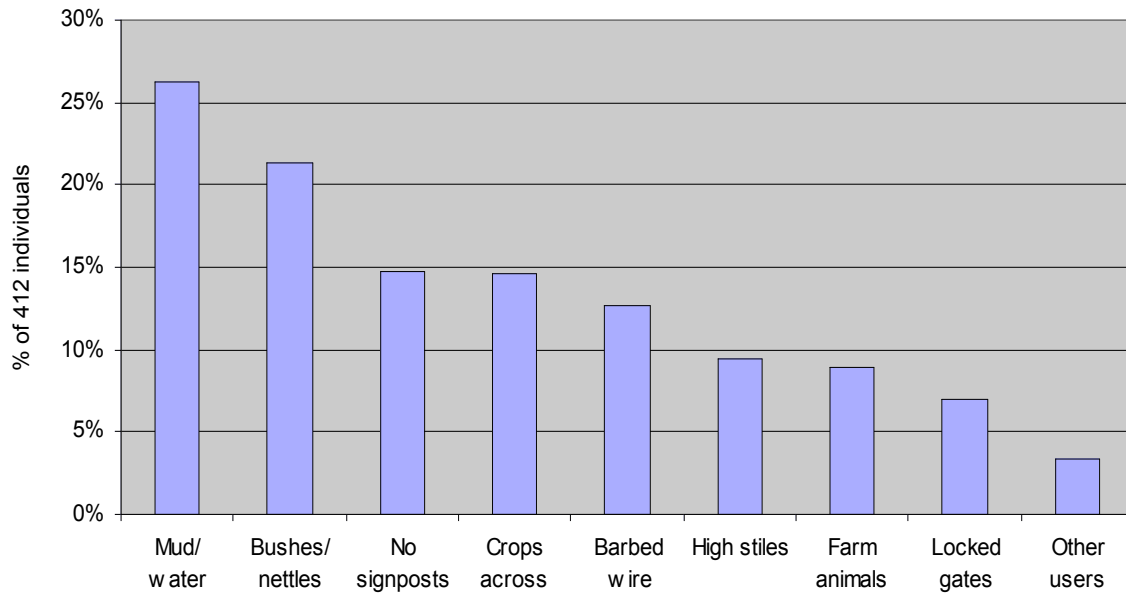


	No. of individuals	% of 412 individuals
Stone walls	312	76%
Post boxes	250	61%
Open valley bottom	234	57%
Hedges	224	54%
Spaces between houses	222	54%
Natural stone roofs	222	54%
Groups of trees	222	54%
Waterwheel	214	52%
Telephone boxes	194	47%
Beech walk by cricket pitch	180	44%
Railway line	126	31%
Airfield	76	18%
No reply	48	12%



**Q41. If you experienced difficulties when using local footpaths and bridleways, which, if any, of the following difficulties did you find? Tick more than one box if appropriate.**

52% of respondents have experienced at least one difficulty, the most common being mud/water and bushes/nettles.



	No. of individuals	% of 412 individuals
Mud/water	108	26%
Bushes/nettles	88	21%
No signposts	61	15%
Crops across path	60	15%
Barbed wire	52	13%
High stiles	39	9%
Farm animals	37	9%
Locked gates	29	7%
Other users	14	3%
Other	13	3%
No difficulty experienced	109	26%
No reply	89	22%

**Comments**

- *Stiles are not suitable for dogs*
- *Better (safer) stile maintenance*
- *Fouling of footpaths and verges by dogs is a constant problem. Could bins be installed around the village and entrances to footpaths?*
- *Dog mess near the pub & Fields Road*
- *Trouble with electric fences and mud from building contractors on footpaths*

**Q42. In relation to footpaths and bridleways - would you like to see any of the following? Tick more than one box if appropriate.**

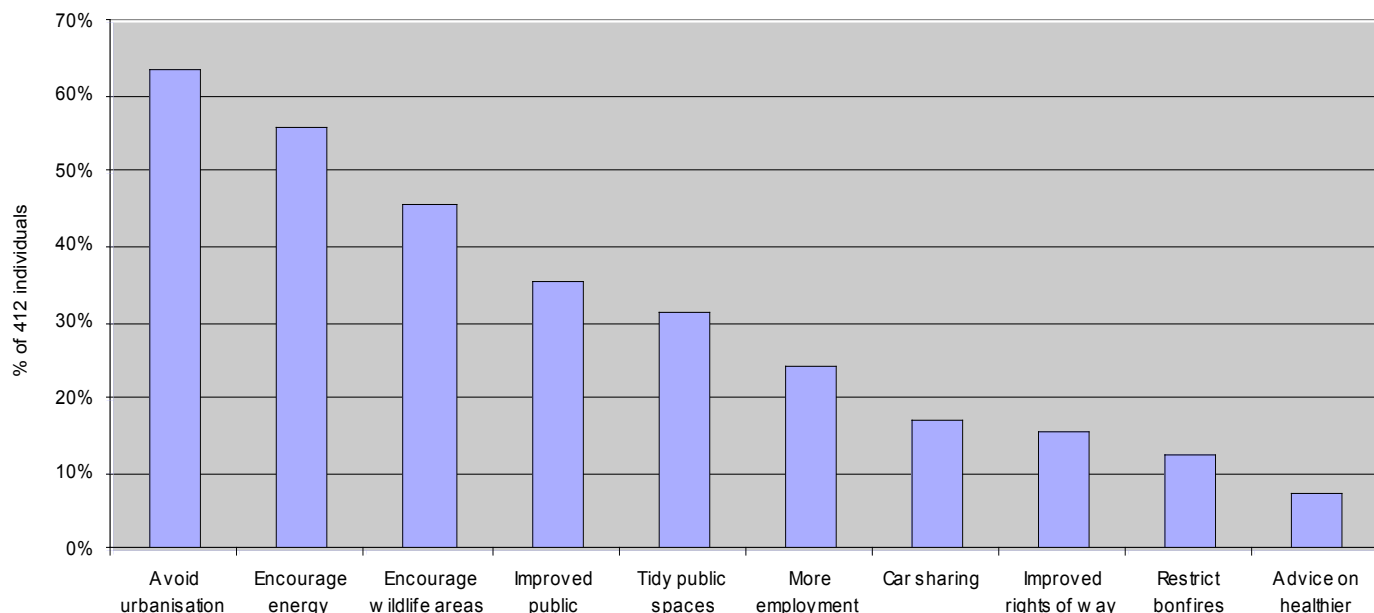
47% of respondents ticked at least one of the items listed in the question, the most common being maps of local footpaths (44%).



	No. of individuals	% of 412 individuals
Maps of local footpaths	182	44%
Leaflets of walks available to buy	125	30%
Safe parking for out of village walkers	111	27%
Guided walks of the area	52	13%
No opinion	73	18%
No reply	98	24%

**Q43. What do you think should be done to help protect and enhance the local environment of the parish? Tick more than one box if appropriate.**

The most common answers were avoiding urbanisation (64%) and encouraging energy saving (56%).



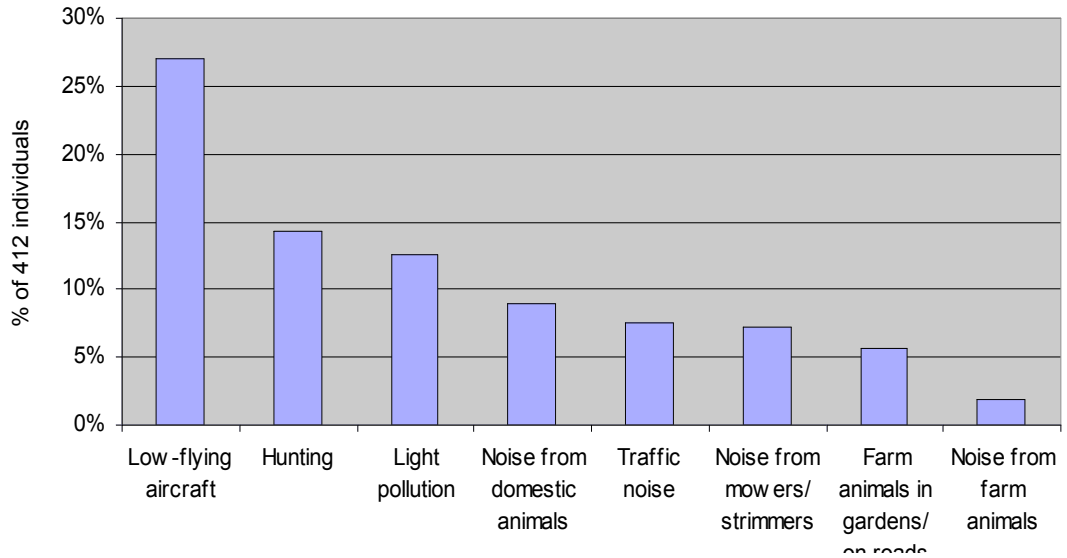
	No. of individuals	% of 412 individuals
Avoid urbanisation	262	64%
Encourage energy saving	232	56%
Encourage wildlife areas	189	46%
Improved public transport	146	35%
Tidy public spaces	130	32%
More employment locally	100	24%
Car sharing	71	17%
Improved rights of way	64	16%
Restrict bonfires	53	13%
Advice on healthier lifestyles	32	8%
No reply	56	14%

**Comments**

- Do not want any urbanisation of the village in any way
  - Avoid urbanisation e.g. street lights and excessive road markings
  - Beware creeping urbanisation
  - No urbanisation like street lights, signs etc. It can't be preserved in aspic, but should be allowed to develop as a thriving community, catering for all ages.
  - To keep Chedworth looking more countryside (e.g. no street lights)
  - One of the reasons that I came to live here is that I don't want it to "develop" - i.e. become built up to the extent that the pleasure of living in this beautiful place is eroded by unnecessary human intervention
- (Some of the comments moved to Q59)

**Q44. Does your household suffer disturbance from any of the following?  
Tick more than one box if appropriate.**

54% of respondents suffer disturbance from at least one source, the most common being low-flying aircraft (27%).



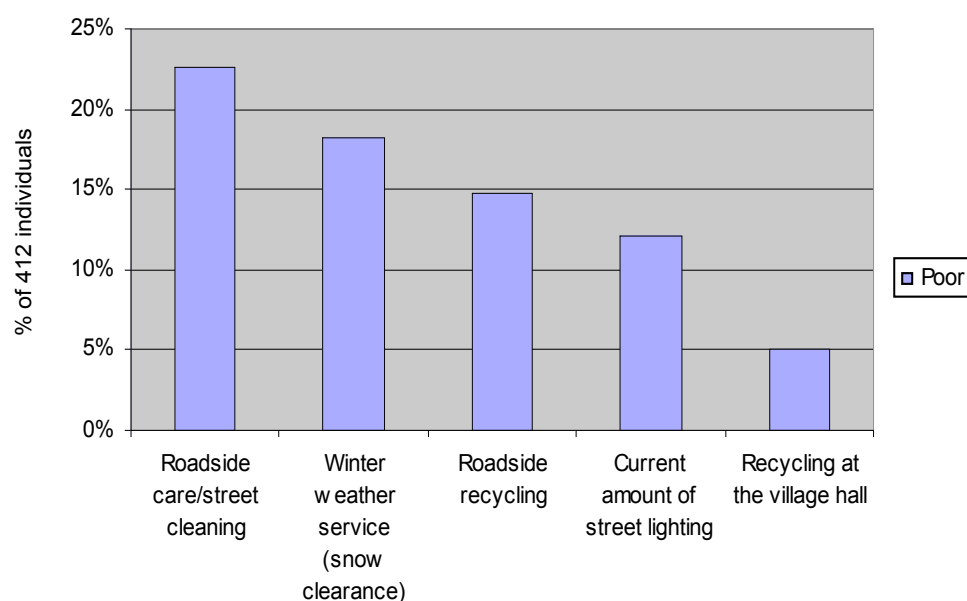
	No. of individuals	% of 412 individuals
Low-flying aircraft	111	27%
Hunting	59	14%
Light pollution	52	13%
Noise from domestic animals	37	9%
Traffic noise	31	8%
Noise from mowers/strimmers	30	7%
Farm animals in gardens/on roads	23	6%
Noise from farm animals	8	2%
Other	22	5%
No reply	190	46%

**Comments**

- Limit low level flying far more strictly
- Problem with low flying air crafts!
- Airfield has little/no use and could be put to great use i.e. office, housing etc.
- Airfield - good site for wind turbines and small business units, craft business units and for tree planting

**Q45. What are your views on the standard of the following environmental services in the parish?**

The proportions who rated each service as poor are summarised in the chart, e.g. 23% of respondents rated roadside care/street cleaning as poor. The full results can be found in the tables.



No. of individuals:

	Good	Reasonable	Poor	Not applicable	No opinion	No reply
Roadside care/street cleaning	46	169	93	1	28	75
Winter weather service (snow clearance)	58	145	75	0	58	76
Roadside recycling	125	135	61	0	16	75
Current amount of street lighting	93	113	50	0	52	104
Recycling at the village hall	103	152	21	0	61	75

% of 412 individuals:

	Good	Reasonable	Poor	Not applicable	No opinion	No reply
Roadside care/street cleaning	11%	41%	23%	0.2%	7%	18%
Winter weather service (snow clearance)	14%	35%	18%	0%	14%	18%
Roadside recycling	30%	33%	15%	0%	4%	18%
Current amount of street lighting	23%	27%	12%	0%	13%	25%
Recycling at the village hall	25%	37%	5%	0%	15%	18%

**Comments**

- *Improve on our road surface*
- *The road surface through Chedworth Laines is breaking up and needs repairing as it carries farm traffic*
- *More recycling please.*
- *Better recycling*
- *Better recycling, plastics in particular, where ALL plastic can be re-cycled, liked in Oxfordshire. Recycling to take all card.*
- *No street lighting should be added*

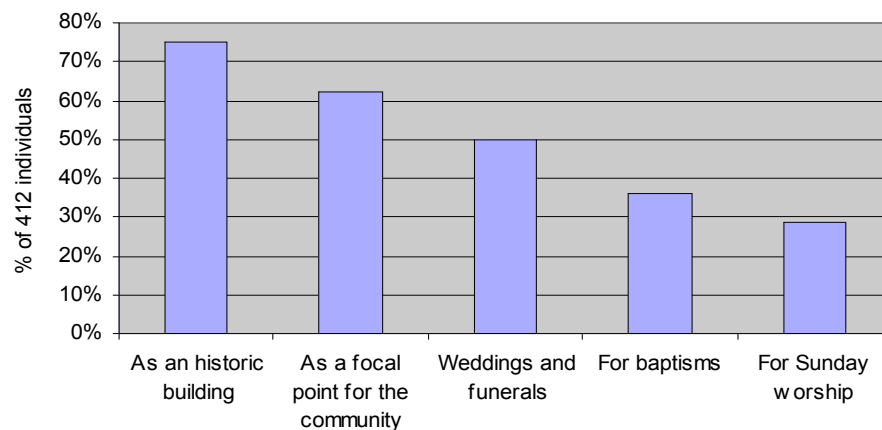
**Q57. Would you be prepared to help with the following leisure time activities for young people? Tick more than one box if appropriate.**

56 respondents (14%) would be prepared to help with at least one leisure time activity for young people, most commonly an environmental club.

	No. of individuals
Environmental club	36
The summer play scheme	18
After-school club	14
Church groups	8
Uniformed organisations	6

**Q61. Is St Andrews church important to you? Tick more than one box if appropriate.**

85% of respondents indicated that the St Andrews church is important to them for at least one reason, most commonly as an historic building (75%).



	No. of individuals	% of 412 individuals
As an historic building	310	75%
As a focal point for the community	256	62%
Weddings and funerals	205	50%
For baptisms	149	36%
For Sunday worship	117	28%
Not important	23	6%
No reply	39	9%

**Initial meeting:** Local countryside/landscape, tranquility and our Public Rights of Way network identified as strengths by all 3 groups.

“Overtidiness” identified as a threat by all 3 groups.

Renewable energy schemes were nominated as an “opportunity” by 2 out of 3 groups.

The “protection of wildlife and nature” gained the highest number of votes in a sticker-awarding exercise (28 out of a total of 125).

### **St Andrews School consultation:**

The most significant assets of Chedworth were recorded as

- “open spaces” (37%),
- “wildlife” (31%)
- “tranquility” (20%)
- “nice people” (14%)

Favourite activities among Chedworth school children included

- Cycling (40%)
- Walking (20%)
- Playing in fields (6%)
- Tree climbing (6%)

Litter was perceived as a problem by 6%

Measures to encourage wildlife were requested by 20% of respondents, more trees by 9% and more recycling by 6% of respondents

**Consultation with village clubs and societies:**

RBL (Chedworth Branch) would like the drystone walls and roadside verges to be maintained in the vicinity of the war memorial.

**Seniors Consultation:**

4 attendees expressed willingness to be involved in wildlife/conservation projects and 3 for maintenance duties on roadside verges