

Chedworth Parish Plan Consultation Response

Social, Leisure and Services

Sources: Questionnaire (Relevant questions: 2, 3, 14 -18, 38, 43, 45-50, 52 – 62).

Comments additional to questionnaire

Comments from initial meeting

Youth Event

Seniors' consultation

St Andrews School consultation

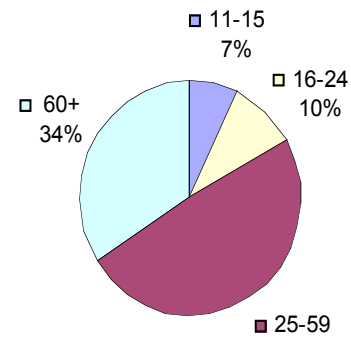
Village clubs/societies consultation

Background:

Q17. What age group (in years) do you belong to?

7% of respondents are aged 11-15 and 10% are 16-24. Almost half are aged 25-59 and a third are aged 60+.

	No. of individuals	% of 412 individuals
11-15	30	7%
16-17	12	3%
18-24	28	7%
25-44	78	19%
45-59	123	30%
60-64	41	10%
65-74	63	15%
75-84	33	8%
85+	4	1%



Q3. Where does your household live? Please see the map at the back of the questionnaire if you are unsure.

66% of households (two thirds) live in Upper, Middle or Lower Chedworth.

	No. of households	% of 192 households
Upper Chedworth	66	34%
Middle Chedworth	33	17%
Lower Chedworth	27	14%
Fields Road	20	10%
Rural	16	8%
Fossebridge	11	6%
Hemplands	11	6%
Chedworth Laines	8	4%

Comments

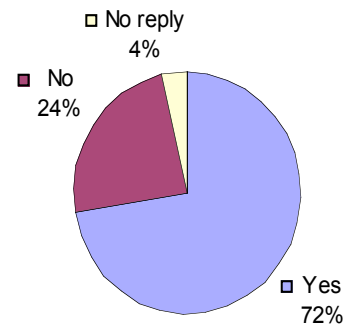
- *Living at Foss Cross for 30 years we feel isolated from the main village. We are never visited by clergy, Councillors (except at election time) etc. We only hear of events in the village too late to take advantage.*
- *Living in Foss Cross we do not feel part of Chedworth, but we do enjoy our own small community.*
- *My concern is that although Fossebridge is within the Chedworth Parish we - due to geography - are not a natural part of the parish. As such, many of the activities etc suggested are often unpractical*

Priority responses

Q14. Would your household participate in a Neighbourhood Watch Scheme?

72% of households would participate in a Neighbourhood Watch Scheme.

	No. of households	% of 192 households
Yes	139	72%
No	46	24%
No reply	7	4%



But compare with Q 60 (below)

Q60. Which, if any, of the following crimes and anti-social behaviour are an issue in your area of the parish? Tick more than one box if appropriate.

90 respondents (22%) ticked at least one of the crimes or anti-social behaviours listed in the question (or 'Other'). The most common were theft (45 people) and vandalism (39 people).

	No. of individuals	% of 412 individuals
Theft	45	11%
Vandalism	39	9%
Drunkenness	5	1%
Graffiti	0	0%
Other	26	6%
None	214	52%
No reply	108	26%

Comment

- *There should be police presence at least weekly visible at congregations e.g. village school, hall, pub, church at appropriate times. Objective: listen and learn.*

Q38. Would you be prepared to help with any of the following? Tick more than one box if appropriate.

52% of respondents would be prepared to help with at least one of the items listed in the question, the most common being protecting wildlife habitats (32%).

	No. of individuals	% of 412 individuals
Protecting wildlife habitats	131	32%
Surveying wildlife	114	28%
Cleaning the stream	105	25%
Maintaining footpaths	93	23%
Surveying trees	62	15%
No reply	197	48%

But there is generally less enthusiasm for helping with an environmental club for young people – see Q 57!

Q53. Which new clubs and societies would you attend in the parish if they were provided? Tick more than one box if appropriate.

170 respondents (41%) ticked at least one club or society, most commonly an art club (52 people), an environment club (52 people) and University of the Third Age (50 people).

	No. of individuals	% of 412 individuals
Art Club	52	13%
Environment club	52	13%
University of the Third Age	50	12%
Music Society	48	12%
Rambling Club	44	11%
Creative arts for children	38	9%
Young people's drama group	21	5%
Whist drive	18	4%

Comments

- *Clubs and societies are being run by rich 50+'s for their own benefit, and mostly have the same type of membership.*
- *Very good village for the elderly but not much for teenagers, I'm afraid the 6-8 club, although good intentions, needs to be a bit more realistic. Wish to walk back from Hare & Hounds, the nearest bus stop.*
- *For leisure and socialising between younger and older members of the parish, musical productions and ballroom dancing lessons.*
- *Rural cinema would be popular with children in holiday periods if a suitable film was showing*
- *Would prefer Saturday night rather than Friday night cinema*

[Moved from Q3]:

- *My concern is that although Fossebridge is within the Chedworth Parish we - due to geography - are not a natural part of the parish. As such, many of the activities etc suggested are often unpractical*

Q54. Which new sports clubs/activities would you attend in the parish if they were provided?

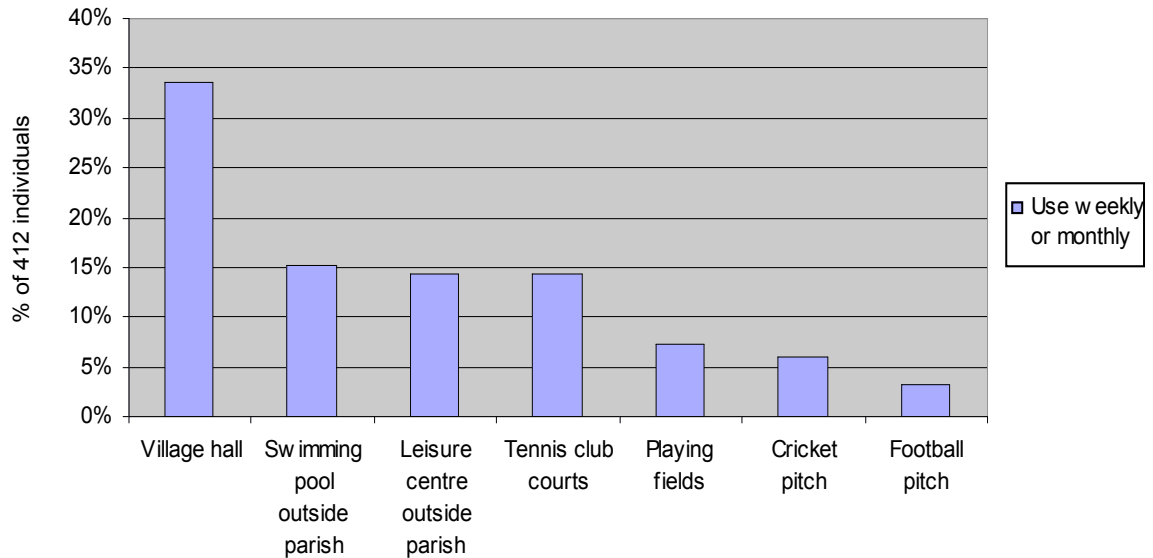
201 respondents (49%) ticked at least one sports club/activity, most commonly swimming (101 people), keep fit (76 people) and squash (48 people).

	No. of individuals	% of 412 individuals
Swimming	101	25%
Keep fit classes	76	18%
Squash	48	12%
Jogging club	40	10%
Golf	39	9%
Martial arts	30	7%
Bowls	29	7%
Billiards	18	4%
Youth football	17	4%
Volleyball	17	4%

Q52. How often do you use the following facilities?

The proportion of respondents who use the various facilities weekly or monthly are summarised in the chart, e.g. 33% use the village hall weekly or monthly.

The full results can be found in the tables.



No. of individuals:

	Weekly	Monthly	Occasionally	Never	No reply
Village hall	51	87	172	49	53
Swimming pool outside parish	32	31	89	194	66
Leisure centre outside parish	36	23	85	198	70
Tennis club courts	39	20	54	239	60
Playing fields	17	13	74	232	76
Cricket pitch	17	8	54	262	71
Football pitch	5	8	48	280	71

% of 412 individuals:

	Weekly	Monthly	Occasionally	Never	No reply
Village hall	12%	21%	42%	12%	13%
Swimming pool outside parish	8%	8%	22%	47%	16%
Leisure centre outside parish	9%	6%	21%	48%	17%
Tennis club courts	9%	5%	13%	58%	15%
Playing fields	4%	3%	18%	56%	18%
Cricket pitch	4%	2%	13%	64%	17%
Football pitch	1%	2%	12%	68%	17%

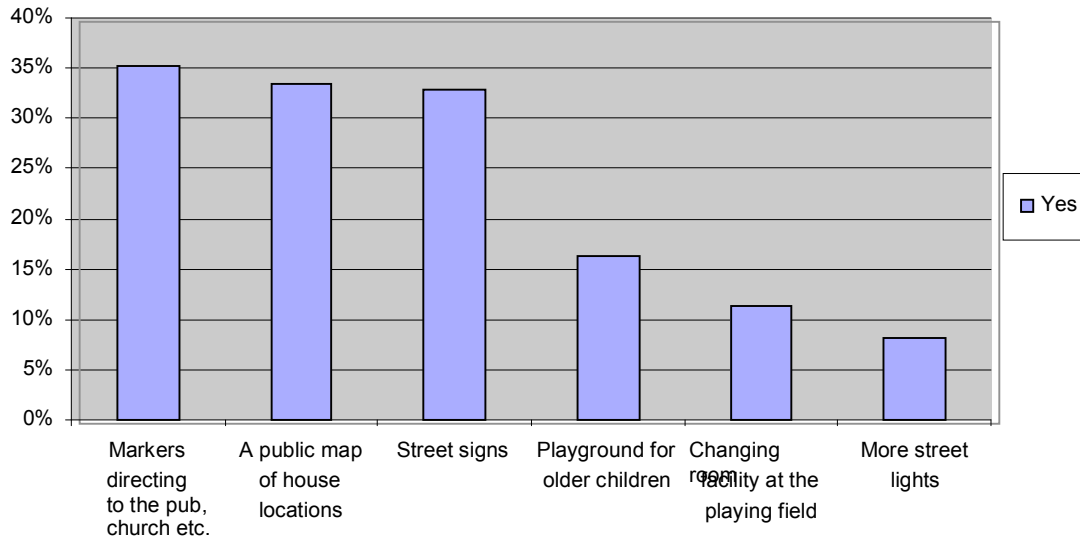
Comments

- *Children's play area at village hall could do with improvement*
- *Football pitch is in very poor condition so nobody uses it i.e. pot holes and goal post are full of rust and bent.*
- *More use could be made of the playing field.*
- *Outdoor play areas if good are a great way to engage the community & share news & get informed re events.*
- *Outdoor play area for children would be welcome. The current climbing frame behind the village hall has safety concerns and could be condemned after an Ofsted report and is limited.*
- *(have deleted a comment which also appears under Q53)*

Response to Q 52 suggests that between 56% and 68% of respondents **never** use the various sports facilities available in the village while 9% travel every week to use swimming or leisure facilities outside the village.

Q55. Does the parish require a?

The proportion of respondents who would like to see the various items are summarised in the chart, e.g. 16% of respondents would like to see more facilities for older children.



No. of individuals:

	Yes	No	No opinion	No reply
Direction signs	145	0	1	266
A public map of house locations	138	0	1	273
Street signs	135	0	1	276
Playground for older children	67	0	1	344
Changing room facility at the playing field	47	0	1	364
More street lights	34	2	2	374

% of 412 individuals:

	Yes	No	No opinion	No reply
Direction signs	35%	0%	0.2%	65%
A public map of house locations	33%	0%	0.2%	66%
Street signs	33%	0%	0.2%	67%
Playground for older children	16%	0%	0.2%	83%
Changing room facility at the playing field	11%	0%	0.2%	88%
More street lights	8%	0.5%	0.5%	91%

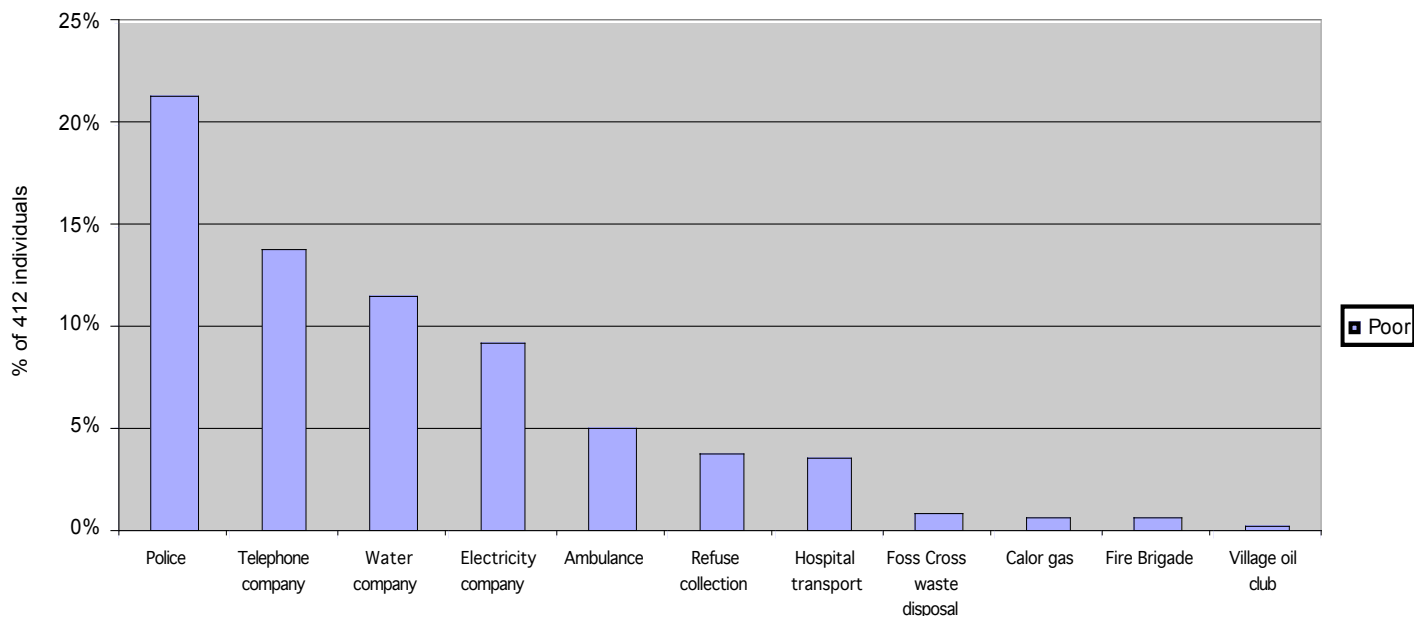
Q58. Which of the following facilities would you use in the parish? Tick more than one box if appropriate.

151 people (37%) ticked at least one item, most commonly adult education evening classes.

	No. of individuals	% of 412 individuals
Adult education evening classes	125	30%
Holiday play scheme	27	7%
Playgroup	26	6%
After school clubs	22	5%
Nursery School	18	4%
More registered childminders	17	4%
Full day care (attached to College)	8	2%

Q47. What are your views on the service provided by the following?

The proportions who rated each service as poor are summarised in the chart, e.g. 21% rated the service provided by the police as poor. The full results can be found in the tables.



No. of individuals:

	Good	Reasonable	Poor	Not applicable	No opinion	No reply
Police	34	58	88	42	106	84
Telephone company	100	160	57	5	21	69
Water company	96	162	48	15	25	66
Electricity company	104	170	38	6	25	69
Ambulance	44	54	21	58	141	94
Refuse collection	191	135	16	5	4	61
Hospital transport	9	11	15	127	149	101
Foss Cross waste disposal	263	41	4	17	15	72
Calor gas	29	15	3	212	40	113
Fire Brigade	55	39	3	74	144	97
Village oil club	117	25	1	137	36	96

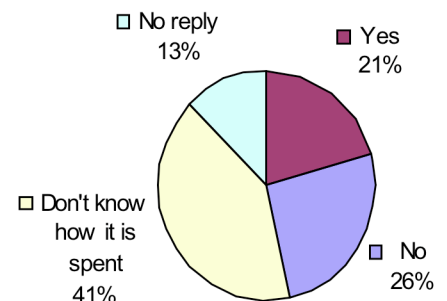
% of 412 individuals:

	Good	Reasonable	Poor	Not applicable	No opinion	No reply
Police	8%	14%	21%	10%	26%	20%
Telephone company	24%	39%	14%	1%	5%	17%
Water company	23%	39%	12%	4%	6%	16%
Electricity company	25%	41%	9%	1%	6%	17%
Ambulance	11%	13%	5%	14%	34%	23%
Refuse collection	46%	33%	4%	1%	1%	15%
Hospital transport	2%	3%	4%	31%	36%	25%
Foss Cross waste disposal	64%	10%	1%	4%	4%	17%
Calor gas	7%	4%	1%	51%	10%	27%
Fire Brigade	13%	9%	1%	18%	35%	24%
Village oil club	28%	6%	0.2%	33%	9%	23%

Q48. The local council is empowered to raise money through the council tax. Are you satisfied with the way this money is spent?

21% of respondents are satisfied and 26% dissatisfied with the way the money raised by the local council through the council tax is spent.

	No. of individuals	% of 412 individuals
Yes	85	21%
No	106	26%
Don't know how it is spent	169	41%
No reply	52	13%



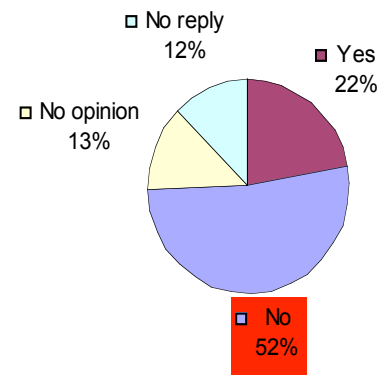
Comments

- I feel the current council taxes are a disproportionate value compared to the services needed or provided, e.g. rural areas pay more than suburbs yet have fewer roads, street lights, refuse collection etc. so why do we pay more?
- Parish council needs some fund raising activities.

Q49. Would you be prepared to pay a slightly higher council tax to meet some of the needs of the parish ?

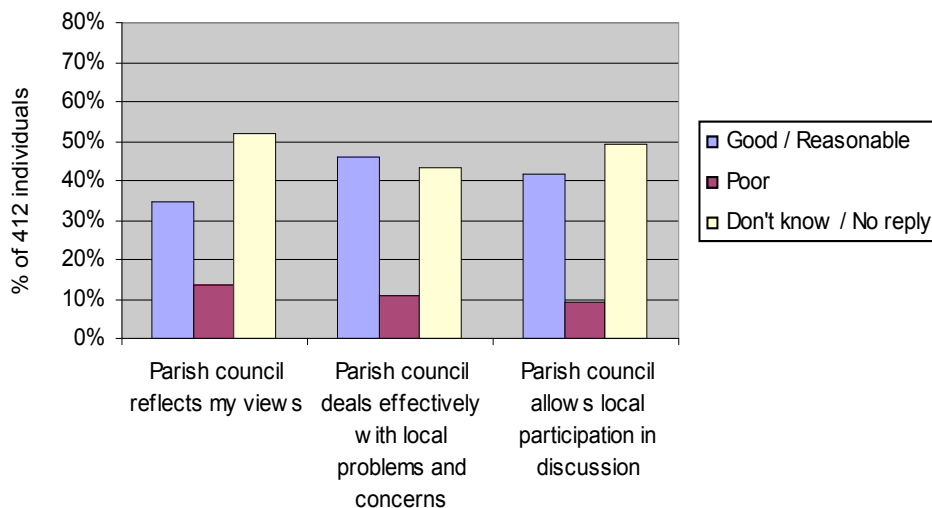
92 people (22% of 412) would be prepared to pay a slightly higher council tax to meet some of the needs of the parish, however 215 people (52%) would not.

	No. of individuals	% of 412 individuals
Yes	92	22%
No	215	52%
No opinion	54	13%
No reply	51	12%

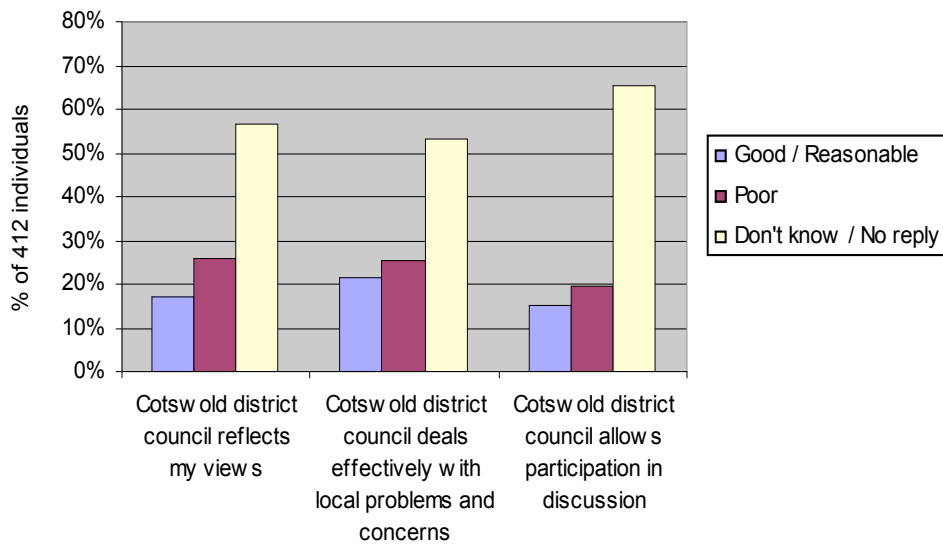


Q50. How effective do you feel the local political institutions are?

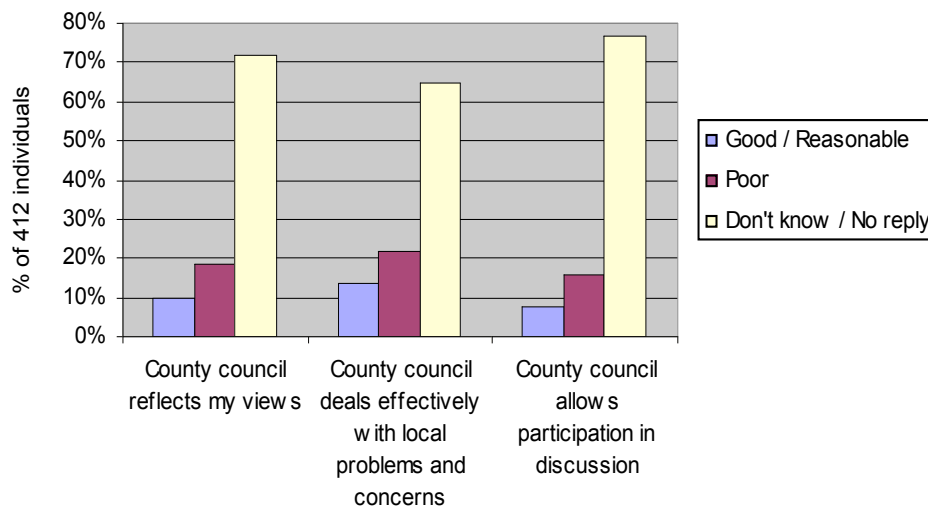
The full results for this question are provided overleaf. A summary is provided below.



- Many more respondents answered 'Good' or 'Reasonable' than answered 'Poor'
- Around half the respondents did not know or did not reply



- Slightly more respondents answered 'Poor' than answered 'Good' or 'Reasonable'
- Around 60% did not know or did not reply



- More respondents answered 'Poor' than answered 'Good' or 'Reasonable'
- Around 70% did not know or did not reply

1. Parish Council

	Good	Reasonable	Poor	Don't know	No reply
Parish council reflects my views	22	120	56	131	83
Parish council deals effectively with local problems and concerns	38	151	45	97	81
Parish council allows local participation in discussion	67	104	38	113	90

	Good	Reasonable	Poor		Don't know	No reply
Parish council reflects my views	5%	29%	14%		32%	20%
Parish council deals effectively with local problems and concerns	9%	37%	11%		24%	20%
Parish council allows local participation in discussion	16%	25%	9%		27%	22%

2. Cotswold district council

	Good	Reasonable	Poor		Don't know	No reply
CDC reflects my views	11	60	107		148	86
CDC deals effectively with local problems and concerns	8	80	105		133	86
CDC allows participation in discussion	6	56	81		177	92

	Good	Reasonable	Poor		Don't know	No reply
CDC reflects my views	3%	15%	26%		36%	21%
CDC deals effectively with local problems and concerns	2%	19%	25%		32%	21%
CDC allows participation in discussion	1%	14%	20%		43%	22%

3. County council

	Good	Reasonable	Poor		Don't know	No reply
County council reflects my views	5	35	77		207	88
County council deals effectively with local problems and concerns	5	50	90		180	87
County council allows participation in discussion	4	27	64		226	91

	Good	Reasonable	Poor		Don't know	No reply
County council reflects my views	1%	8%	19%		50%	21%
County council deals effectively with local problems and concerns	1%	12%	22%		44%	21%
County council allows participation in discussion	1%	7%	16%		55%	22%

Comments from Initial meeting: Village clubs and facilities, and community spirit identified as strengths by all 3 groups.

“Facilities for young people” gained 13 out of 125 votes, making it the 5th most popular issue at the meeting.

Consultation with St Andrews School pupils resident in the Parish:

35 children were asked to express pictorially or in words what they most liked about Chedworth, what they liked doing, what they did not like about Chedworth and what improvements they would like to see.

- 51% of respondents asked for more playground equipment
- 25% “ “ “ clubs/activities
- 23% “ “ “ play area

Village clubs and societies consultation:

- 628 Club expressed need for a Youth Worker and a skateboard ramp
- Royal British Legion (Chedworth Branch) wanted to encourage newcomers and weekenders to participate more in village life
- Hill and Valley LTC, the Chedworth radio-controlled flying club, Chedworth Drama Group and Table Tennis club all expressed wish for younger members.