

Chedworth Parish Plan Consultation Response

Traffic and Transport

Sources: Questionnaire (relevant questions: 10 -12, 26 -30, 43 - 45, 55)

Comments additional to questionnaire

Comments from initial meeting

Youth Event

Seniors' consultation

St Andrews School consultation

Village clubs/societies consultation

In general “traffic” is a problem (84% would like to see speed control measures –Q.30) while “transport” is not – 70% experience no problem with getting around (Q 26) and only 35% want improved public transport (Q.43). This is counter-indicated by the views of the older residents for whom transport is a major issue.

Priority responses:

Q30. Which of the following speed control measures would you like to see taken in the parish? Tick more than one box if appropriate.

347 respondents (84% of 412) ticked at least one speed control measure. The most common item was the introduction of lower speed limits.

	No. of individuals	% of 412 individuals
Introduce lower speed limits	149	36%
Children at play signs	103	25%
No more signs	102	25%
No reply	65	16%
More road warning signs	55	13%
None of these	48	12%
Traffic calming speed bumps	47	11%
Narrowing roads/making bends to slow traffic	45	11%
Remove all road signs	34	8%
Remove all road markings	30	7%
One way streets	24	6%
No reply	65	16%

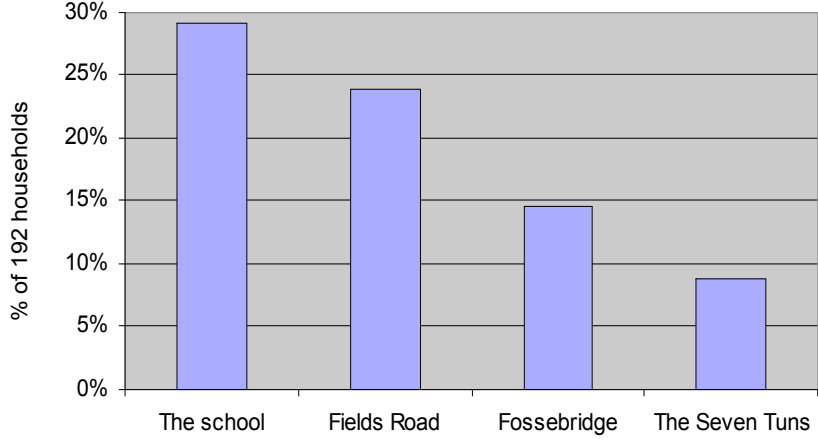
Comments

- Traffic calming/speed limit through Pinkwell as it is an accident waiting to happen. 9 children live between Longbarrow Farm/Pinkwell.
- 30mph limit at entrance to village

- Cars come over the brow at Pinkwell at 50 mph, they cannot see what is the other side - lots of children live here.
- Make whole village 30mph.
- No speed on Fields Rd, restrict very large lorries, examine all general parking e.g. pub, close to church.
- Pinkwell - we would like warning signs and a speed restriction of 30mph. Some vehicles are travelling up to 50mph.
- Stop parking around school or relocate school. Encourage people to cut down on light pollution. Restrict speed through village and deal with people caught driving without care for others.
- We are concerned about the traffic speed at Pinkwell, it is only a matter of time before someone is killed. The road is only wide enough for one vehicle, outside Pinkwell Cottage there has been more than one incident.
- We live in Pinkwell and are very concerned by the speed of cars on the road through the hamlet. We would be keen to pursue proper speed restrictions, there are a lot of young children in the hamlet which we need to keep safe.
- *(duplicate comment removed from here)*
- Parked cars on narrow roads are increasingly a hazard. There must be penalties and all new houses must have more adequate off road parking.
- Weight and size of traffic - particularly in Lower Chedworth is becoming a problem
- I would like to see a path on one side at least, on Fields Road. Fast road and I'm an elderly person - have a motorised scooter but too scared to use it. This limits my independence and quality of life.

Q12. Would you like to see measures taken to improve road safety in the following places? Tick more than one box if appropriate.

57% of households ticked at least one location. The school was the most common.

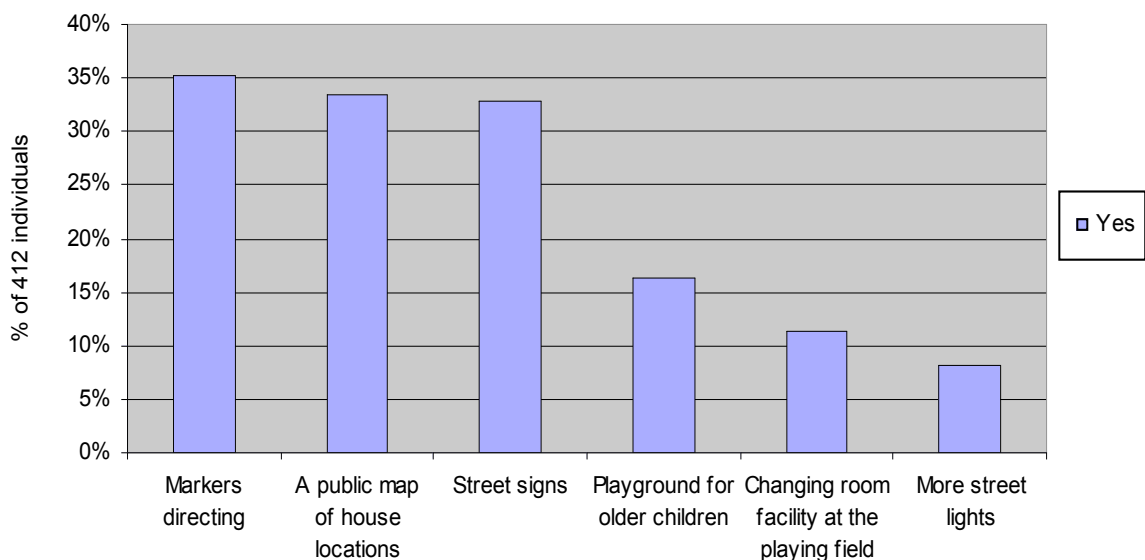


	No. of households	% of 192 households
The school	56	29%
Fields Road	46	24%
Fossebridge	28	15%
The Seven Tuns	17	9%
No reply	82	43%

Q55. Does the parish require a?

The proportion of respondents who would like to see the various items are summarised in the chart, e.g. 35% of respondents would like to see direction signs (eg: “To the Church/pub/Roman Villa”). 33% would like a village map and also 33% would like street names.

The full results can be found in the tables.



No. of individuals:

	Yes	No	No opinion	No reply
Direction signs	145	0	1	266
A public map of house locations	138	0	1	273
Street signs	135	0	1	276
Playground for older children	67	0	1	344
Changing room facility at the playing field	47	0	1	364
More street lights	34	2	2	374

% of 412 individuals:

	Yes	No	No opinion	No reply
Direction signs	35%	0%	0.2%	65%
A public map of house locations	33%	0%	0.2%	66%
Street signs	33%	0%	0.2%	67%
Playground for older children	16%	0%	0.2%	83%
Changing room facility at the playing field	11%	0%	0.2%	88%
More street lights	8%	0.5%	0.5%	91%

Q29. Most public transport initiatives in the parish have been unsuccessful. Would anybody in your household take part in any of the following future initiatives? Tick more than one box if appropriate.

168 respondents (41%) ticked at least one transport initiative. The most popular would be a community bus for journeys to Cirencester or Cheltenham (93 people). 61 people would be willing to help transport others to hospital or doctor's appointments in their car and 10 would be willing to drive a community bus.

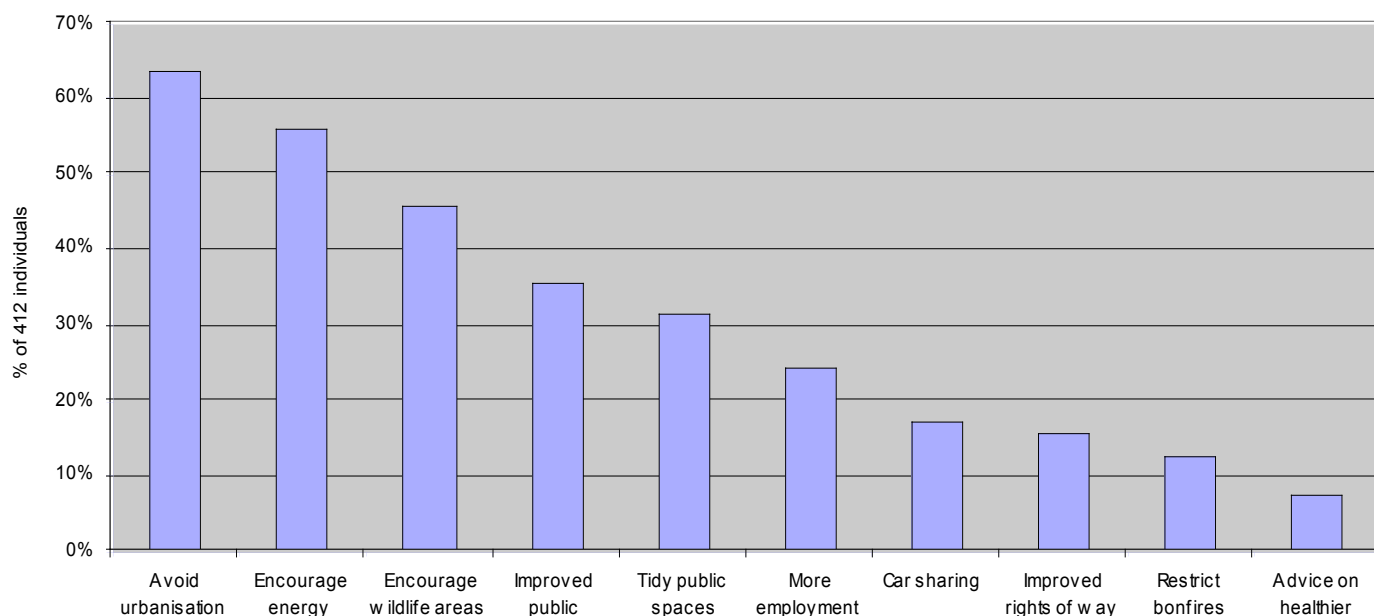
	No. of individuals	% of 412 individuals
Use a community bus for some journeys to Cirencester or Cheltenham	93	23%
Help transport others to hospital or doctors appointments in your car	61	15%
Car share for shopping or leisure	47	11%
Car share for journeys to work	17	4%
Drive a community bus	10	2%
No reply	244	59%

Comment

- *It would be useful to have a central register of those willing to transport villagers to surgeries, hospitals and to collect prescriptions.*

Q43. What do you think should be done to help protect and enhance the local environment of the parish? Tick more than one box if appropriate.

The most common answers were avoiding urbanisation (64%) and encouraging energy saving (56%).



	No. of individuals	% of 412 individuals
Avoid urbanisation	262	64%
Encourage energy saving	232	56%
Encourage wildlife areas	189	46%
Improved public transport	146	35%
Tidy public spaces	130	32%
More employment locally	100	24%
Car sharing	71	17%
Improved rights of way	64	16%
Restrict bonfires	53	13%
Advice on healthier lifestyles	32	8%
No reply	56	14%

Comments

- Do not want any urbanisation of the village in any way
- Avoid urbanisation e.g. street lights and excessive road markings
- Beware creeping urbanisation
- No urbanisation like street lights, signs etc. It can't be preserved in aspic, but should be allowed to develop as a thriving community, catering for all ages.
- To keep Chedworth looking more countryside (e.g. no street lights)
- One of the reasons that I came to live here is that I don't want it to "develop" - i.e. become built up to the extent that the pleasure of living in this beautiful place is eroded by unnecessary human intervention

(Some of the comments moved to Q59)

Comments from initial meeting: The issues of Public Transport, traffic speed and parking at the School were identified as weaknesses by all 3 groups.

Lack of street lighting was seen as a POSITIVE by 2 out of 3 groups

“Safer roads for all users “was the third most popular issue in the sticker exercise (19 out of 125)

St. Andrews School consultation:

- Cycling was a favourite activity of 40% of 35 respondents
- Walking “ “ “ 20% “ “
- Hazardous roads were perceived as a problem for 23% of respondents
- 29% of respondents asked for safer cycling measures

Seniors’ Consultation:

An exercise was conducted to assess the relative importance of a number of issues :

- Traffic speed reduction and road safety were cited by 4 out of 23 respondents
- Improvement and promotion of Public transport was cited by 4 out of 23 respondents
- A volunteer driver scheme was cited by 4 out of 23 respondents
- There were 2 votes for a car-sharing scheme and 2 for a scheme to extend the Bus pass facility to include concessionary car parking rates.

Many comments were made about the difficulty of getting transport to hospitals and Doctors’ appointments.